



Crew and Co.

# Activity Book: Crew and Co.'s Christmas



## A Christmas Maze

Start at the arrows and find your way through the maze to reach each loving deed you can do for another.



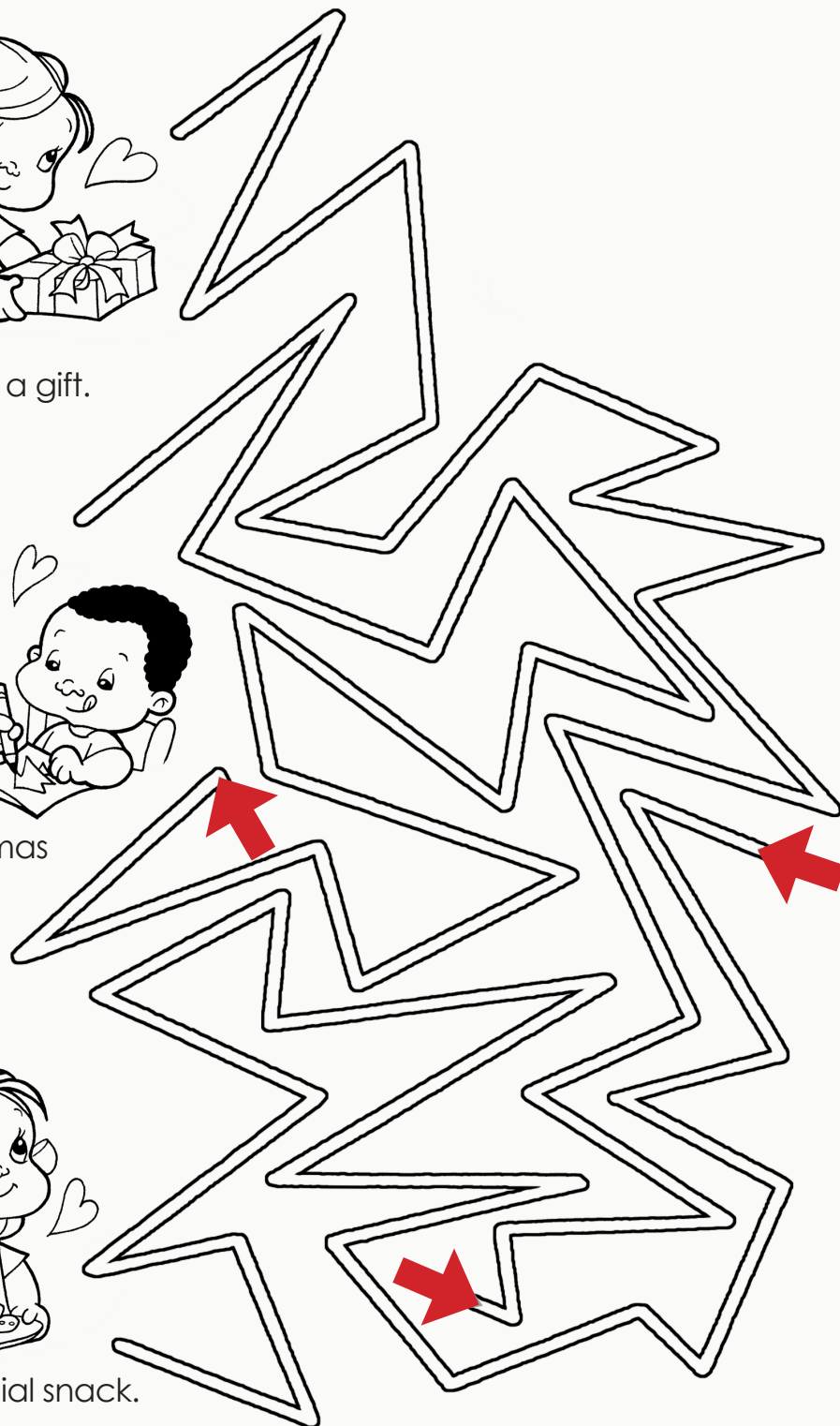
Give a friend a gift.



Make Christmas cards.



Make a special snack.



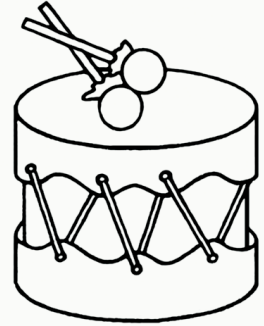
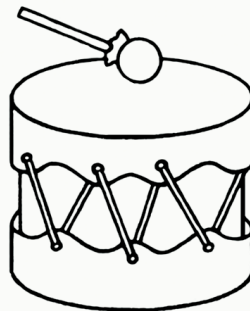
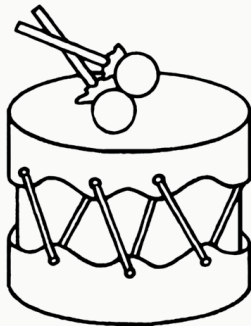
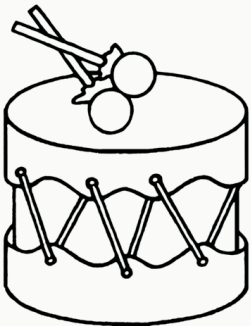


## Odd One Out

Circle the picture that is different in each row.



Example





## Mr. Oversight Model

### Materials needed:

- A toilet paper roll
- Glue
- Scissors
- Color pencils, crayons, or markers

### Instructions:

1. Color the pieces and cut them out.
2. Glue a rectangular piece of paper around the toilet paper roll. (As an alternative, you can paint the roll instead.)
3. Glue the tool belt around the center of the roll.
4. Glue on the head and arms.
5. Glue the feet to the front of the roll.
6. Glue the hammer onto the tool belt or into one of the hands.

