

# A Christmas-Activity Calendar for Family and Friends


**25** simple ideas for experiencing  
and sharing **Christmas joy**

**1** **Christmas lights.** Pile in the car one evening and take in the view of the beautiful decorations and Christmas lights in your neighborhood or a nearby area. Or if you're living in an area without a lot of Christmas decorations, turn on the lights of your Christmas tree or decorations and enjoy the warm glow in the comfort of your home.



**2** **MWS, 0-5 post:** "Tiny Bible Treasures: Jesus Is Born." Will be posted on November 22<sup>nd</sup>.

**3** **MWS, Level 2 post:** Tell us what you'll be doing this Christmas. Read about what others will be doing. Exchange some fun ideas.



**4** **Christmas is about giving.** During mealtime, or some other time of family discussion, talk together about what gifts you would like to give Jesus this Christmas. Next, write these ideas down on pieces of papers, and place these papers in an envelope on your Christmas tree or in some other prominent place, so you can remind yourself of the ideas throughout the Christmas season.



**5** **MWS, Level 2 post:** Can you crack our Christmas code? Will be posted on December 5<sup>th</sup>.


**6** **MWS, 0-5 post:** "Carina's Christmas Play"—story, audio, and coloring book. Will be posted on December 6<sup>th</sup>.



**7** **Christmas card writing.** As a family, write up a list of those you want to send Christmas cards to. Put your heads together to come up with a unique, creative, and perhaps even an artistic Christmas greeting from your family to your friends.



**8** **MWS, Level 1 post:** "The Intriguing Story of the First Christmas, Part One." Will be posted on December 8<sup>th</sup>.

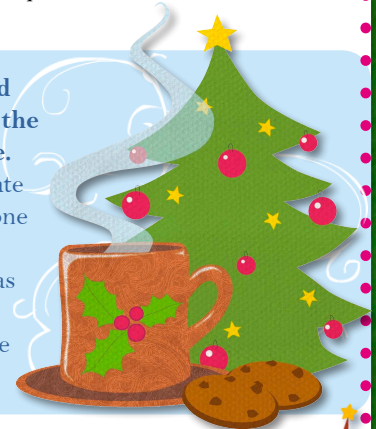


**9** **Christmas kindness thermometer.** On a meter-long piece of paper draw a thermometer. Divide it into four sections, and draw thin lines to divide each of these sections into 10. Label each of the four main sections from bottom to top: cold, warm, hot, and sizzling. You can decorate around your thermometer with pictures and illustrations. During the month of December, each time someone does a kind deed, color one little section on the thermometer. Make it a goal to reach the top or as high as possible by Christmas Day.



**10** **MWS, Level 2 post:** Read story, "Roshna's Gift to Give." Will be posted on December 10<sup>th</sup>.

**11** **Hot or ice-cold chocolate and the Christmas tree.** Make hot or ice-cold chocolate or herbal tea, and ask everyone to bring his or her favorite Christmas story or Christmas carol. Sit around your Christmas tree, and share the Christmas goodies.



**12** **Christmas promises.** The Christmas season is a time when the world celebrates Jesus' birth. If your family has thought of ways to share the real meaning of Christmas with others, ask Jesus to give you specific Christmas promises that you can claim for boldness and the brightness of His love to share with others.



**13** **Spreading Christmas blessings through your prayers.** Ask friends and family what they need prayer for, and send up Christmas blessings for them through your prayers.




**14** **Red or green Christmas praises to the King.** Have a fun time of Christmas thanksgiving by thanking Jesus for your favorite food, place, or thing that's red or green. Articulate why it's a favorite.



**15** **MWS, Level 1 post:** "The Intriguing Story of the First Christmas, Part Two." Will be posted on December 15<sup>th</sup>.

**16** **Christmas prayer.** Write a list of people you want to share Jesus' love with this Christmas through kind deeds and kind words. Then pray for opportunities to do so.—And be ready when they come.



**17** **Bringing Christmas where there is no Christmas.** Do some research, and find a country where the majority of the population have yet to hear of Jesus, and pray that Jesus will orchestrate ways for the people there to come to know Him.



**18** **MWS, Level 2 post:** Can you fill out "The Mammoth Christmas Crossword"? Will be posted on December 18<sup>th</sup>.

**19** **Christmas across the globe.** Learn about how other countries celebrate Jesus' birth. Talk about what you would do if you were celebrating Christmas in another country. Read *Activated* article, "Joy to the World."



**20** **MWS, 0-5 post:** "As Little Ones," story, audio, and coloring book. Will be posted on December 13<sup>th</sup>.



**21** **What's your favorite?** For a time of family devotions, read up on the history of your favorite Christmas song. Sing and/or listen to the songs that you read about.



**22** **MWS, Level 1 post:** "The Intriguing Story of the First Christmas, Part Three." Will be posted on December 22<sup>nd</sup>.



**23** **Christmas meditations.** Christmas can be a busy time, and it's easy to forget the real meaning of and reason for Christmas. Decide on an evening for Christmas meditations. Meditate on some of the following thoughts:



- ✱ Imagine what it would be like to spend a day in heaven with Jesus. Think about the many fun things you would do to celebrate His birthday together with Him.
- ✱ Think about what it was like when Jesus was preparing to come to earth. What do you think were some things He may have done before leaving heaven?

**24** **Christmas cookies + caroling.**

Bake a batch of cookies; you can listen to favorite Christmas carols as you do. Place the cookies in nice plastic wrap, or in some other festive presentation, and spread Christmas joy by giving your neighbors a Christmas cookies + caroling experience. (It might help to call your neighbors, or those you'll be caroling to in advance, so they know to expect you.)



**25** **The Christmas story.** Pull out the family Bible, or a children's picture Bible, and read Luke 1:5–2:39 or Matthew 1:18–25. You could supplement this by watching the Nativity scene from *Jesus of Nazareth*, *The Nativity*, or another movie of Jesus' life.

