

The Miracle at Cana



(John 2:1–11)


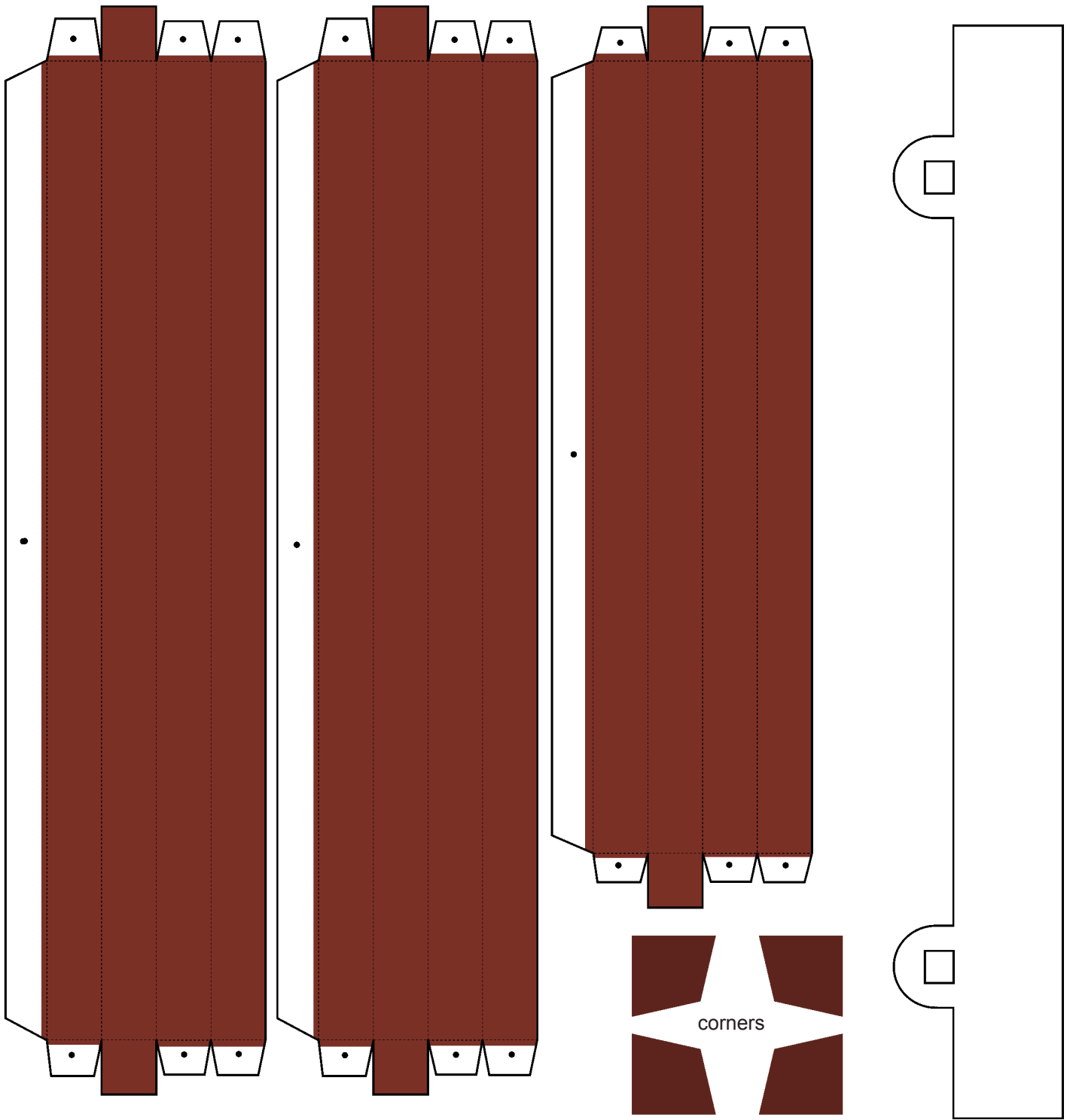
Jesus, His mother, and His disciples attended a wedding celebration in the town of Cana in Galilee. At one point during the celebration the wedding host ran out of wine to serve. Mary said to Jesus, “They have run out of wine for the guests.” She then told the servants, “Do whatever Jesus tells you to do.”

In the corner of the room were six large stone water jars. Jesus said to the servants, “Fill the jars with water.” After they had filled the jars, Jesus said, “Now pour some water into a cup and serve it to the man in charge of the feast.”

They did so, and the man took a taste from the cup. “This is indeed a very good wine,” said the man. He didn’t know that what he was drinking was water that had been turned into wine, but the servants knew.


This was the first miracle Jesus did that His disciples saw, and they believed in Him.





frame parts

Part to glue on the back after attaching a string. (See [illustrated instructions.](#))



The Miracle at Cana

(John 2:1–11)





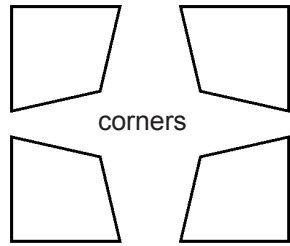
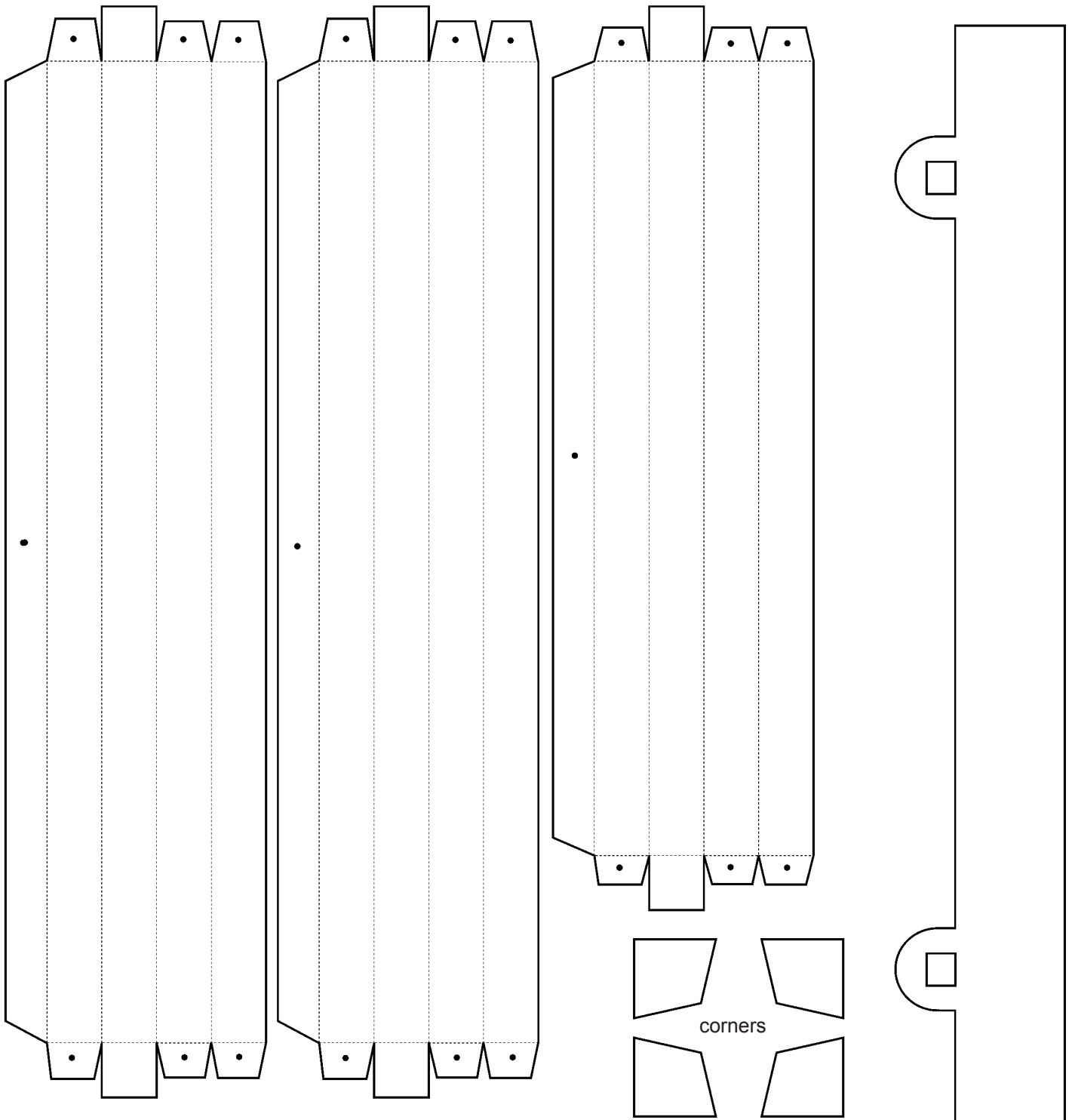
Jesus, His mother, and His disciples attended a wedding celebration in the town of Cana in Galilee. At one point during the celebration the wedding host ran out of wine to serve. Mary said to Jesus, “They have run out of wine for the guests.” She then told the servants, “Do whatever Jesus tells you to do.”

In the corner of the room were six large stone water jars. Jesus said to the servants, “Fill the jars with water.” After they had filled the jars, Jesus said, “Now pour some water into a cup and serve it to the man in charge of the feast.”

They did so, and the man took a taste from the cup. “This is indeed a very good wine,” said the man. He didn’t know that what he was drinking was water that had been turned into wine, but the servants knew.

This was the first miracle Jesus did that His disciples saw, and they believed in Him.





frame parts

Part to glue on the back after attaching a string.
(See [illustrated instructions](#).)