

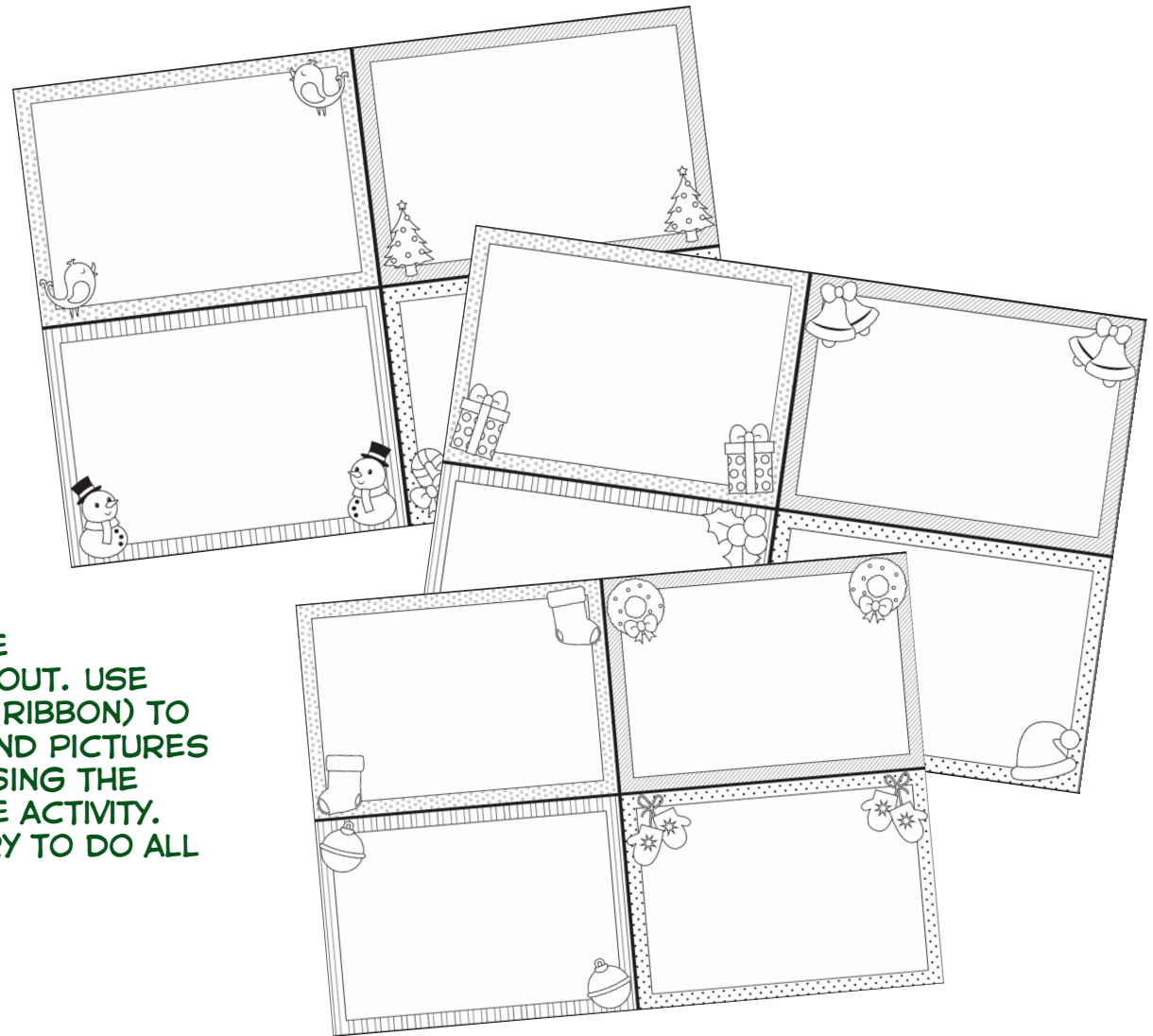
A String of Christmas Activities

You will need:

3 SHEETS OF CARDSTOCK
12 PEGS OR PAPERCLIPS
STRING, TWINE, OR RIBBON (1 METER)
SCISSORS
COLORED PENCILS OR MARKERS
PEN OR PENCIL
2 THUMB TACKS


Instructions:

PRINT ALL PAGES ON CARDSTOCK. COLOR IN THE ILLUSTRATIONS ON EACH CARD, THEN CUT THEM OUT. USE THE THUMB TACKS TO FIX THE STRING (TWINE OR RIBBON) TO THE WALL. CLIP THE CARDS BACKWARDS (TEXT AND PICTURES FACING THE WALL) ON THE STRING OR RIBBON USING THE PEGS OR PAPERCLIPS. PICK A CARD AND DO THE ACTIVITY. PEG IT BACK ON THE WALL, FACING FORWARD. TRY TO DO ALL THE ACTIVITIES BEFORE CHRISTMAS DAY!



Sing

CELEBRATE THE HAPPINESS JESUS' BIRTH HAS BROUGHT TO THE WORLD BY SINGING "JOY TO THE WORLD."




Create

MAKE A CHRISTMAS CARD FOR A FAMILY MEMBER OR A FRIEND.



Think and do

THINK OF ONE WAY YOU CAN MAKE SOMEONE HAPPY THIS CHRISTMAS. THEN DO IT!




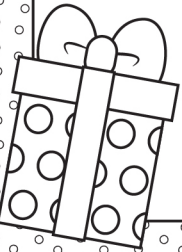
Decorate

USING COLORED PAPER, MAKE A PAPER CHAIN, AND ON EACH LINK WRITE SOMETHING THAT YOU ENJOY ABOUT CHRISTMAS. DON'T FORGET TO HANG IT UP WHEN YOU'RE DONE!




What can I give Jesus?

THINK OF SOMETHING YOU CAN DO FOR OTHERS THAT WOULD PLEASE JESUS. THEN MAKE IT HAPPEN!




Yum! Yum!

MAKE A CHRISTMAS TREAT FOR YOUR FAMILY OR FRIENDS.



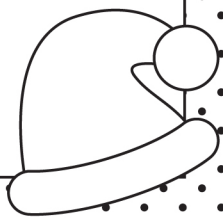
Secret angel

SURPRISE SOMEONE IN YOUR FAMILY BY DOING SOMETHING SPECIAL FOR HIM OR HER WITHOUT HIM OR HER KNOWING WHO YOU ARE.



Gratitude attitude

THINK OF TWO THINGS THAT MAKE YOU GLAD, AND THEN PRAISE JESUS FOR THEM.





"Ra pum pum pum"

PRETEND YOU'RE A LITTLE DRUMMER
BOY PLAYING YOUR DRUM AS YOU GO TO
SEE JESUS. TALK ABOUT SOMETHING
YOU WOULD LIKE TO TELL HIM.



Sprinkle, sparkle

DRAW A STAR ON A PAPER, AND THEN
DECORATE IT WITH COLORS AND
GLITTER. REMEMBER THE STAR THAT
LED THE WISE MEN TO JESUS.



Be Jesus

THINK OF SOMETHING THAT JESUS DID
IN THE BIBLE TO HELP SOMEONE AND
THAT YOU COULD DO TOO. THEN BE
JESUS TO SOMEONE TODAY!



Hand wreath

TRACE YOUR HAND ON GREEN PAPER,
THEN CUT IT OUT. (YOU WILL NEED
10-12 HANDS.) GLUE THE HANDS
OVERLAPPING EACH OTHER IN A CIRCLE
TO CREATE A WREATH FOR YOUR WALL
OR DOOR. DECORATE IT WITH RIBBONS,
STICKERS, AND PAPER BAUBLES!